



HOW TO GENERATE THE XML FEED?


USER AUTHORIZATION

- A user who wants to generate a feed must be granted "Admin" or "Feed" permission.
- A new "Feed" role is created in the administration for this purpose



XML XML
Pod Skalkou 4567/33, Jablonec nad Nisou

Remove person

Hide detail

Contact information

Name:	XML	E-mail:	xml@jablotron.cz	Telephone:	777777777
Surname:	XML				

Admin	E-shop	Orders	Invoices	RMA	Packing lists	Feed
✕	✕	✕	✕	✕	✕	✓

EDIT CONTACT INFORMATION

GENERATION PROCEDURE

1. User access

After logging into the B2B e-shop, the XML feed is available via the url
<https://b2b.jablotron.com/en/feed/products>

← → ↺ 🏠 🔒 b2b.jablotron.com/en/feed/products ☆

This XML file does not appear to have any style information associated with it. The document tree is shown below.

▼ <SHOP>

▼ <ITEM>

<ITEM_ID>19836</ITEM_ID>

▼ <PRODUCTNAME>

<![CDATA[JA-101KR-LAN3G]]>

</PRODUCTNAME>

▼ <PRODUCT>

<![CDATA[Control panel with built-in 3G / LAN communicator and radio modul]]>

</PRODUCT>

▼ <SHORT_DESCRIPTION>

<![CDATA[The core element of the JABLOTRON 100+ security system. Enables the flexible setting and easy protection of commercial premises, houses, weeke

</SHORT_DESCRIPTION>

▼ <LONG_DESCRIPTION>

<![CDATA[It is equipped with a GSM 3G module, whose main benefit is an increase of the data transmission rate (especially photos) to the MyJABLOTRON ap

</LONG_DESCRIPTION>

▼ <SPECIFICATIONS>

<![CDATA[<table> <tbody> <tr> <td>Control panel power supply</td> <td colspan="2">~ 230 V/50 Hz, max. 0.1 A, with T

</SPECIFICATIONS>

<URL>https://b2b.jablotron.com/en/product/control-panel-with-built-in-3g-lan-communicator-and-radio-modul-593</URL>

<IMGURL>https://www.jablotron.com/runtime/cache/ftpclientdata/19836/img1024/19836_maxi.png</IMGURL>

<PRICE_WITHOUT_VAT>6482.7 Kč</PRICE_WITHOUT_VAT>

▼ <CATEGORYTEXT>

<![CDATA[Alarms | JABLOTRON 100 | Control Panels]]>

</CATEGORYTEXT>

<EAN>859561414035</EAN>

<AVAILABILITY>In stock</AVAILABILITY>

▼ <IMAGES>

▼ <IMAGE>

<TYPE>SMALL</TYPE>

<URL>https://www.jablotron.com/runtime/cache/ftpclientdata/19836/img1024/19836_small.png</URL>

</IMAGE>

▼ <IMAGE>

<TYPE>MEDIUM</TYPE>

<URL>https://www.jablotron.com/runtime/cache/ftpclientdata/19836/img1024/19836_big.png</URL>

</IMAGE>

▼ <IMAGE>

<TYPE>LARGE</TYPE>

<URL>https://www.jablotron.com/runtime/cache/ftpclientdata/19836/img1024/19836_maxi.png</URL>

2. Program access

Here it is necessary to verify using Basic authentication. For program access, we recommend creating a new user who will only have "Feed" permission and will therefore only be used to load the XML feed.



Basic authentication is a simple authentication scheme built into the HTTP protocol. The client sends HTTP requests with an Authorization header that contains the word Basic followed by a space and a string encoded in base64 username:password.

Example of getting a feed using cURL:

```
curl --location --request GET 'https://b2b.jablotron.com/feed/products' --header 'Authorization: Basic xxxxxxxxxxxxxxxx'
```

LIST OF FIELDS IN THE XML DOCUMENT

PRODUCTNAME	Product designation
PRODUCT	product name
SHORT_DESCRIPTION	short label
LONG_DESCRIPTION	long label
SPECIFICATION	technical specification
URL	link to the product on the B2B e-shop
IMGURL	product image
PRICE_WITHOUT_VAT	Your price
CATEGORY_TEXT	product category on B2B e-shop
EAN	
AVAILABILITY	availability
TAGS	tags
IMAGES	product images in various sizes
FILES	files to download

LIST OF VALUES

The list of values they take for availability and tags:

Availability:

- In stock
- On request

Tags:

- New
- Action
- Clearance sale
- Terminated